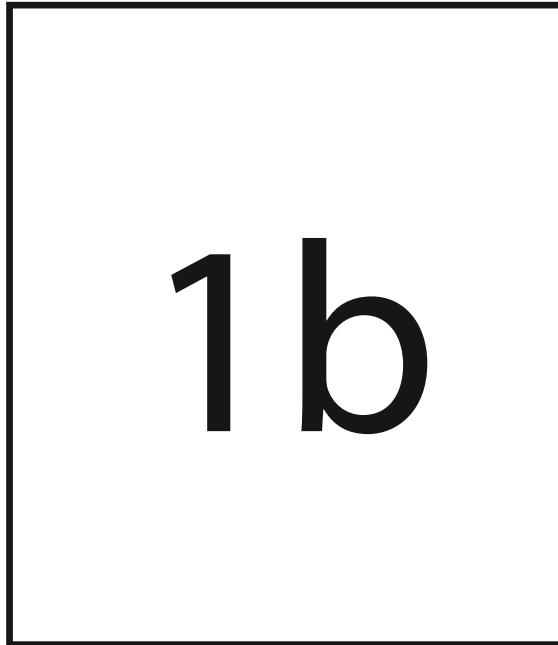

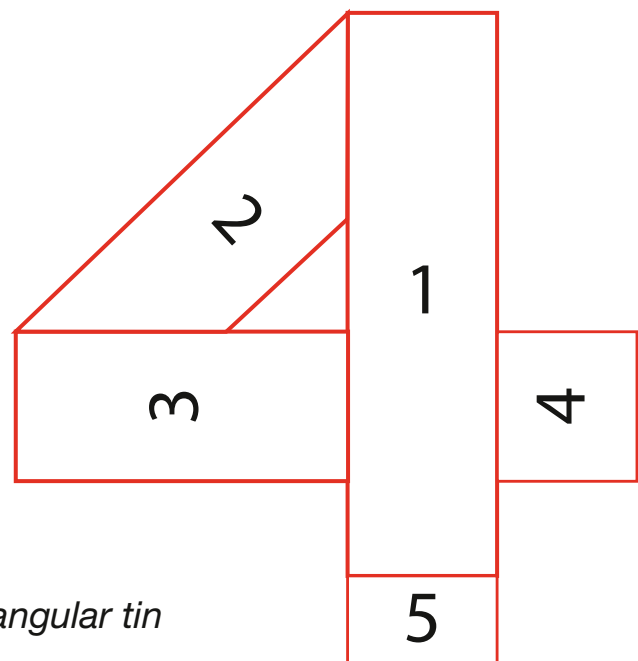


# Number 4 • A4 size template • part A

Please refer to the cake tin information sheet for the correct cake mixture quantity and cooking time for this cake.



*Diagram showing how to assemble the number 4*



*Please note: This cake uses No. 3 rectangular tin*

Trace cake template onto baking paper then cut out.

# Number 4 • A4 size template • part B

Please refer to the cake tin information sheet for the correct cake mixture quantity and cooking time for this cake.

*Please note: This cake uses  
No. 3 rectangular tin*

2

3

5

4

Trace cake template onto baking paper then cut out.